

McCoy Miller™

Medic 146SE

Type III

AMBULANCES AND RESCUE VEHICLES



Driven for Quality and Value

Supported by an Experienced Nationwide Dealer Network



**McCoy
Miller™**
LEASE
PLUS++++

800-752-3562



.....Type III Medic 146SE - Standard Features.....

CHASSIS FEATURES

- Ford E-350 DRW Cutaway, 6.0L diesel, 10,700# GVWR. 138" W.B.

BODY FEATURES

- MODULAR BODY: 146" body; fully welded tubular structure on 12" centers for strength and durability
- CROWN ROLLED ROOF: 3/4" to aid water disbursement
- REAR BUMPER: Aluminum w/flip-up center section to facilitate loading
- .125 BODY SIDESKIN: For added strength and a smooth unbroken finish
- FRONT WALL: Walk-through design
- O₂ STORAGE: Streetside front compartment

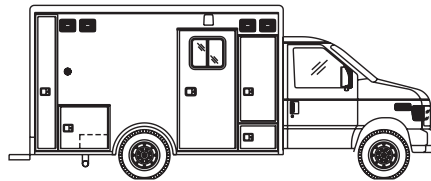
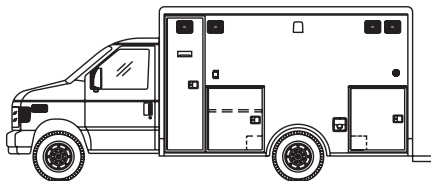


WARNING LIGHTS & SIREN FEATURES

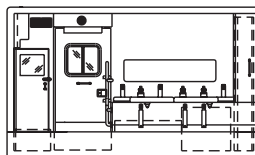
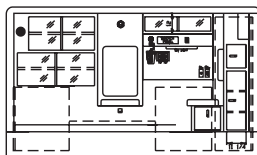
- FLASHER: Whelen AF6016 solid state
- INTERSECTION LIGHTS: (2) Whelen 700 Series
- GRILLE LIGHTS: (2) Whelen 700 Series
- WARNING LIGHTS: (10) Whelen 900 Series
- LOAD LIGHTS: (2) Whelen 900Series
- SCENE LIGHTS: (6) Whelen 900 Series
- SIREN: Carson SA 430
- SPEAKERS: Cast 4602
- BACK-UP ALARM: 97 Db with momentary cutoff

ENVIRONMENTAL FEATURES

- A/C - HEATER SYSTEM: 650 CFM blower unit, 32,000 BTU heat, 40,000 BTU cooling
- INSULATION: Fiberglass bats, spray foam optional
- VENTS, POWER: (2) Marine style with 3 speed fan



Standard Exterior



Standard Interior

INTERIOR FEATURES

- INTERIOR HEIGHT: Minimum 68" of headroom
- DOME LIGHTS: (8) Dual element, halogen, two rows of three each, switched separately
- SPOTLIGHT: (1) 400,000CP hand-held light w/momentary switch, hard wired to OEM dash
- COT MOUNT: Ferno-Washington 175-4
- WHEEL/POST CUPS: For FW #11 on squad bench lid
- ALS CABINET: Storage for (2) 747 kits, Mon./Defib., medical cabinet, located at front bulk head
- HAZARDOUS WASTE/SHARPS DISPOSAL: Locations available for customer supplied equipment or McCoy Miller A-bar
- FLOORING: Rolled up sidewalls 4"
- ASPIRATOR: Rico RS-4X disposable with 12V electric vacuum pump
- IV HOLDERS: (2) Dual, swing down rubber holders w/velcro retaining straps


DOOR FEATURES

- ROTARY STYLE LATCHES: Paddle handles on all doors and compartments
- HD - EXTRUDED DOOR JAMS: Key locked and welded for improved fit
- HD - EXTRUDED DOOR FRAMES: .125 Pan formed skin for enhanced strength and improved finish
- DOOR LINERS: Attached with 10-24 stainless steel screws into aluminum rivnuts for service accessibility
- INTEGRATED DOOR SEAL: Reduces wear on seal and eliminates outer contamination of doors, compartments and modules
- IMPROVED DESIGN: Reduced welding, heat distortion and body fill to enhance the overall appearance of the ambulance



POWER DISTRIBUTION / ELECTRICAL FEATURES

- ETCHED-TRACE POWER CIRCUITS: HD-3 oz. for increased service life
- ETCHED-TRACE CONTROL CIRCUITS: HD-3 oz. for dependable service
- MARINE GRADE HIGH CURRENT SWITCHES: Replaceable, for milliamp circuit, to improve switching dependability
- LED DIAGNOSTIC CONTROL AND DOOR OPEN CIRCUITS: To facilitate troubleshooting
- DOOR OPEN CIRCUITS: Magnetic/LED diagnostic circuit to reduce current drain



- HD MACHINE CRIMPED HARNESS: Pull and load tested, prewired for halogen, LED, or strobe lighting systems provides a rugged dependable network
- INVERTER: Prewired for an inverter
- CLOCK: LED in rear control panel

WARRANTY

- 4 YEAR/48,000 MILE CONVERSION WARRANTY
- 15 YEAR STRUCTURAL WARRANTY
- 6 YEAR 72,000 MILE ELECTRICAL WARRANTY
- 7 YEAR PAINT WARRANTY - PPG DELFLEET PAINT PRODUCT SYSTEM

McCoy MillerTM
 1110 D. I. Drive
 Elkhart, IN 46514

Phone: 574-264-7511

FAX: 574-262-9236

visit our website:

www.mccoymiller.com



For more information contact your
 McCoy Miller dealer:

Due to constant product improvements; specifications, component parts and optional equipment are subject to change without notice or obligation. See your dealer for details.